

A Neural Networks Model for Accurate Prediction of the Flash Point of Chemical Compounds

Mirshahvalad, HamidReza; Ghasemiasl, Ramin*⁺

Department of Mechanical Engineering, West Tehran Branch, Islamic Azad University, Tehran, I.R. IRAN

Raufi, Nahid

Department of Chemical Engineering, South Tehran Branch, Islamic Azad University, Tehran, I.R. IRAN

Malekzadeh dirin, Mehrdad

Department of Mechanical Engineering, West Tehran Branch, Islamic Azad University, Tehran, I.R. IRAN

ABSTRACT: Flashpoint is one of the most important flammability characteristics of chemical compounds. In the present study, we developed a neural network model for accurate prediction of the flashpoint of chemical compounds, using the number of hydrogen and carbon atoms, critical temperature, normal boiling point, acentric factor, and enthalpy of formation as model inputs. Using a robust strategy to efficiently assign neural network parameters and evaluate the authentic performance of the neural networks, we could achieve an accurate model that yielded average absolute relative errors of 0.97, 0.96, 0.99 and 1.0% and correlation coefficients of 0.9984, 0.9985, 0.9981 and 0.9979 for the overall, training, validation and test sets, respectively. These results are among the most accurate ever reported ones, to date.

KEYWORDS: Flashpoint; Predictive models; Neural Networks; QSPR; Group contribution method.

INTRODUCTION

Flash Point (FP) is one of the most important flammability properties of flammable liquids in evaluating their quality in logistic chains including storage and handling [1,2]. Compounds with lower FP can be flamed at lower temperatures and after ignition, the rate of flame spread over fuels with lower FP is faster which necessitates more fire safety considerations for them [3-6].

The aim of the present work is to develop a model to predict the closed cup flash point [7] of pure chemical compounds using neural networks. Neural networks are one of the most robust modeling tools which works based

on machine learning and has already been used in modeling various properties of chemical compounds [8-11]. FP is defined as the lowest temperature at which the vapors of a compound can be flamed by an ignition source. Developing accurate predictive models has always been an active area in science as it is highly required for many scientific and industrial applications. The number of compounds with undetermined properties are uncountable. Sometimes, experimental determination of those properties is not always possible, e.g. when the experimental measurement is dangerous, expensive or not

* To whom correspondence should be addressed.

+ E-mail: ramin2@ghasemiasl.ir

1021-9986/2020/4/297-304

8/\$/5.08

operationally feasible. For such cases, using reliable predictive models result in a considerable saving in time, effort and operational costs.

The predicted FP of pure compounds is also used to evaluate the FP of mixture of chemical compounds [12, 13].

The models which predict FP of pure compounds can be generally divided into three main categories. The first category includes the Group Contribution Method (GCM) based models which relate a property to the constituting functional groups of a compound. The most accurate GCM based models use artificial neural networks to model the nonlinear relationship between the functional groups and FP [14-16]. A drawback of the classic GCM models is that they cannot distinguish between the properties of isomers which are characterized by the same functional groups. To overcome this limitation, a combination of Normal Boiling point (NBP) and functional groups as input variables was suggested in some studies 3, 17-19].

The second category of FP predictive models are Quantitative Structure Property Relationship (QSPR) models which use a more extensive set of structure related parameters, known as molecular descriptors, to predict a property [20]. Similar to the GCM based models, the most successful QSPR models also exploit ANNs to map the nonlinear relationship between the molecular descriptors and FP [21-24].

The third category is empirical models which predict a property using other more readily accessible or more convenient to measure properties. The main advantage of the correlations compared to the GCM and QSPR models is that their higher accuracy and more straightforward application. The most successful empirical correlations typically exploit vapor-liquid equilibrium related properties e.g. Normal Boiling Point (NBP), critical temperature (T_c), vapor pressure and enthalpy of vaporization (ΔH_v) as they represent the fuel volatility which is inversely proportional to the FP [25-28].

For example, Patil [29] and Hsieh [30] proposed a quadratic correlation between the NBP (K) and FP (K) as follows:

$$FP = a + b \text{ NBP} + c \text{ NBP}^2 \quad (1)$$

where a, b and c are constants. *Riazi* and *Daubert* used NBP to predict FP by a nonlinear correlation in the [31]:

$$\frac{1}{FP} = -1.4568 \times 10^{-2} + \frac{2.84947}{\text{NBP}} + 1.903 \times 10^3 \ln(\text{NBP}) \quad (2)$$

Catoire and *Naudet* proposed a correlation which predicts FP as a function of the NBP, number of carbons (n) and enthalpy of vaporization (ΔH_v) as follows [32]:

$$FP = 1.4777 \times \text{NBP}^{0.79686} \times \Delta H_v^{0.16845} \times n^{0.05948} \quad (3)$$

Gharagheizi et al. proposed the following correlation to predict the FP using NBP, acentric factor (ω), critical temperature (T_c) and critical pressure (P_c) [33]:

$$FP = 0.7327 \times \text{NBP} + 0.53 \times \frac{\omega T_c}{\text{NBP}} \times A + 5.4226 \quad (4)$$

where

$$A = P_c + \frac{M_w}{\omega P_c} + \frac{4.1848}{\omega} + \frac{2.7283 \text{ NBP}}{\omega P_c} + \frac{1.5132 \text{ NBP}}{P_c} \quad (5)$$

In the present study, we introduce an empirical model for prediction of the FP using the number of carbon (n_c) and hydrogen (n_H) atoms, T_c , NBP, enthalpy of formation of ideal gas state (ΔH_f), and ω as model inputs. The relationships between the model inputs and FP is studied using feed forward neural networks, based on the strategies proposed by *Alibakhshi* ³⁴. Except for the ideal gas enthalpy of formation and number of hydrogen atoms, other parameters have already been used in other FP predictive models, as discussed before. The data of ΔH_f can be measured either experimentally or by available highly accurate theoretical approaches [35].

EXPERIMENTAL SECTION

Dataset

The reliable data of T_c , NBP, ΔH_f and ω for a large number of compounds from diverse families was supplied by the DIPPR 801 database ³⁶. Considering the accuracy of the data indicated by DIPPR, only the experimentally determined data with the uncertainty of less than 3% were selected which resulted in a dataset of 393 compounds. The full list of the studied compounds is reported in the supporting materials.

Developing ANN models

The correlation between the input variables and FP was studied via feedforward neural networks with one hidden layer. The reliable performance of ANNs as well as the efficient number of neurons, assigned transfer functions and training algorithm and ANN parameters were evaluated using the strategies proposed by Alibakhshi [34]. Based on that, the dataset was first randomly divided into three subsets, namely training, validation and test sets. The training data set containing randomly selected 75% of the compounds was used for training the ANNs and finding the optimum weight and bias constants of the networks. 13% of the compounds were randomly selected for cross validation and the increase in their root mean square error for 6 successive iterations was used as a condition to stop the training. The rest 12% of the compounds were used for testing the performance of the ANN after training. Considering the size of the training dataset, we studied ANNs with 1-5 neurons in the hidden layer, where the upper bond was selected to fulfill the existence of roughly 10 compounds per ANN parameter, as suggested by Alibakhshi [34]. The randomly division of dataset to training, validation and test sets were repeated 20 times and for each one, 20 different set of ANN parameters were randomly assigned and for each one, Levenberg-Marquardt backpropagation (trainlm) and Gradient descent backpropagation (traingd) training algorithms and tangent sigmoid (tansig) and log-sigmoid (logsig) transfer functions were studied, using a Matlab code [53].

The performance of the model was evaluated using Average Absolute Deviation (AAD), average absolute relative error (AARE%), and correlation coefficient (R) stated as follows:

$$A A D = \frac{1}{N} \sum \left(\left| y_i^{exp} - y_i^{pred} \right| \right) \quad (6)$$

$$A A R E \% = \frac{1}{N} \sum \left(\left| \frac{y_i^{exp} - y_i^{pred}}{y_i^{exp}} \right| \right) \times 100 \quad (7)$$

$$R = \frac{N \sum y_i^{exp} y_i^{pred} - y_i^{exp} y_i^{pred}}{\sqrt{N \sum (y_i^{exp})^2 - (\sum y_i^{exp})^2} \sqrt{N \sum (y_i^{pred})^2 - (\sum y_i^{pred})^2}} \quad (8)$$

Where y_i^{exp} and y_i^{pred} are the experimentally determined and predicted data of FP for the compound i respectively.

In the next step, the ANNs for which the overall AARE% was lower than 1.5% were selected for further refinement and evaluation of their reliability and authentic performance, based on the method suggested by Alibakhshi³⁴. Accordingly, the ANNs selected in the next step were retrained again for the same initially assigned parameters but 20 different randomly division of the dataset and for each repeat, the t-test statistical method was used to compare the errors of the test and training sets. The ANNs for which in all of the 20 repeats the AARE% of the test and training dataset were not significantly different with 0.95 of significance level, were selected as the efficiently trained models with low risk of overfitting and the average of 20 repeats also were considered as the authentic performance of that model.

RESULTS AND DISCUSSION

Considering 20 different dataset division and for each one studying 20 different initialization, 2 different training algorithm, 2 different transfer function and 5 different assigned number of neurons for the hidden layer, a total number of 8000 ANNs were initially studied. Among initially studied ANNs, 3947 of them yielded an overall AARE% of lower than 1.5% and were selected for retraining using 20 different randomly assigned training, validation and test sets.

After retraining in the next step, for only 495 out of 3947 models, the AARE% of the training and test sets were found to be not significantly different in all 20 repeats as evaluated by t-test statistical test. Those models were selected as the efficiently trained ANNs. Fig. 1 depicts the number of efficiently trained models based on the assigned number of hidden layer neurons.

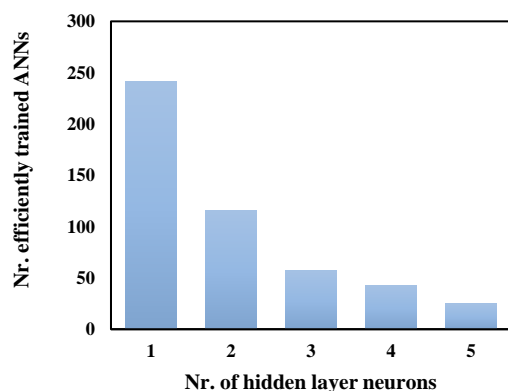
Among the efficiently trained models, the best result was observed for an ANN with 4 neurons in the hidden layer, trainlm training algorithm and logsig transfer function for the hidden layer. This model yielded AARE% of 0.97, 0.96, 0.99 and 1.0% and correlation coefficients of 0.9984, 0.9985, 0.9981 and 0.9979 for the overall, training, validation and test sets, respectively.

For the selected ANN, the initially assigned and final optimized values for the weight and bias constant of each neuron are reported in Tables 1.

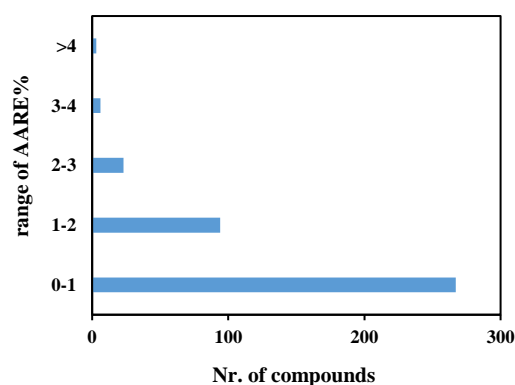
According to the results, the new model for 67.9 % of compounds could predict the FP with absolute relative

Table 1: Initially assigned and final optimized weight and bias constants of the network.

Initial weights (inputs to neuron 1)	Initial weights (inputs to neuron 2)	Initial weights (inputs to neuron 3)	Initial weights (inputs to neuron 4)
-0.54358	-0.65686	0.625666	0.326525
0.097088	1.377202	0.635659	0.333176
0.732389	0.13732	-1.00035	-0.09939
0.880638	-0.27203	-0.62159	0.160549
-0.3301	0.725605	0.635374	-0.59474
1.177079	-0.40471	-0.72457	-1.5825
Optimized weights (inputs to neuron 1)	Optimized weights (inputs to neuron 2)	Optimized weights (inputs to neuron 3)	Optimized weights (inputs to neuron 4)
-1.2879	1.777513	0.941787	-1.39325
2.707046	0.154273	-0.27656	0.910771
2.39006	-0.38348	0.137078	-0.42175
0.498074	0.196007	0.755638	2.528354
0.059078	-0.1885	0.399716	-1.14864
0.617524	-0.037	0.084474	0.028263
Initial weights (hidden to output)	Optimized weights (hidden to output)	Initial bias (hidden layer)	Optimized bias (hidden layer)
-0.37353	-1.49238	1.763889	6.933026
0.916688	2.271763	0.587963	-1.04681
0.276929	1.542926	0.587963	1.866295
-0.58372	-0.17034	1.763889	2.149752
Initial bias (output layer)	Optimized bias (output layer)		
-0.33376	-0.31287		

**Fig. 1: The number of efficiently trained ANNs for each assigned number of hidden layer neurons.**

error less than 1%. The maximum AARE% with the value of 6.15% was observed for methane amine. The distribution of the compounds versus the relative error of the predicted FPs is depicted in Fig. 2 and Fig. 3 depicts the comparison of the predicted and experimentally determined data for the training, validation and test datasets.

**Fig. 2: Distribution of compounds versus AARE% range.**

The results obtained via the proposed model are compared with the reported results for other most successful models in Table 2. As can be seen in Table 2, the new model provides lowest error compared to other available models. However, a more realistic comparison can be made only if different models are compared for a same dataset.

Table 2: Comparison of the results of the developed model with other accurate models reported in the literature.

Model	Method	No. data	AAD (k)	AARE (%)	Max. AARE (%)	R
The new model	ANN	393	2.68	0.97	6.15	0.9984
Albahri (2015) ¹⁴	GCM+ANN	375	3.55	1.1	6.62	0.9961
Mathieu (2010) ³⁸	Correlation	92	3.75	1.37	5.4	0.9922
Pan et al. (2007) ²³	QSPR	92	3.75	1.38	10.18	0.9907
Alibakhshi et.al. (2017) ¹⁷	Semi- empirical	740	4.066	1.225	9.81	0.9934
Alibakhshi et. al. (2015) ³	Semi- empirical	740	4.11	1.23	9.49	0.9935
Rowley et al. (2011) ³⁷	Correlation (ΔH_v +NBP)	1062	4.65	1.32	–	–
Mirshahvalad et. al. (2019) ⁴⁸	QSPR+ANN	87	4.66	1.42	13.5	–
Lazzús (2010) ¹⁵	GCM+ANN+ PSO	505	6.2	1.8	8.6	–
Keshavarz and Ghanbarzadeh (2011) ³⁹	Correlation	173	6.35	2.21	12.8	0.9899
Catoire &Naudet (2004) ³²	Correlation (ΔH_v +NBP)	600	6.36	1.84	–	–
Gharagheizi et al. (2012) ³³	Correlation (NBP, P_c , T_c , ω , M_w)	1471	–	1.94	7.5	0.9935
Mathieu and Alaime (2014) ⁴⁰	GCM	488	8.6	-	-	-
Tetteh et al. (1999) ²⁴	QSPR+ANN	400	9.59	–	–	–
Rowley et al. (2010) ⁴¹	Correlation (ΔH_v +NBP)	1062	9.68	2.84	–	–
Hukkerikar et al. (2012) ⁴²	GC ⁺	512	10.66	3.27	–	0.89
Khaje and Modarres (2010) ⁴⁵	ANFIS	95	11.5	31.1	1500	0.986

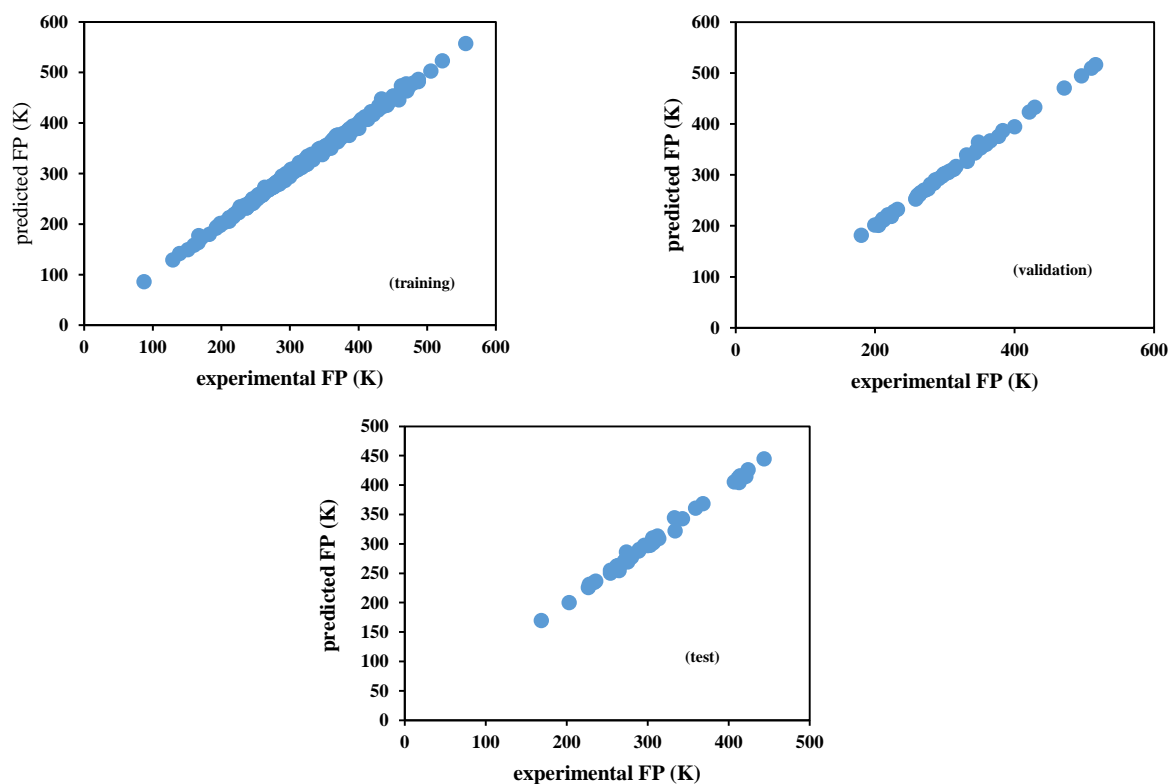


Fig. 3: Comparison of experimentally determined and predicted data for training, validation and test sets.

CONCLUSIONS

In the present study, we developed an ANN model to predict the FP using the number of carbon (n_c) and hydrogen (n_H) atoms, critical temperature (T_c), Normal Boiling Point (NBP), ideal gas enthalpy of formation (ΔH_f), and acentric factor (ω). We used a robust scheme to train the ANNs and also to evaluate their authentic performance. The results show that the new model, compared to other available models, produces the lowest error for FP prediction and the applied efficient validation strategies allow using the predicted results confidently for practical applications.

Received : Feb. 4, 2019 ; Accepted : Apr. 15, 2019

REFERENCES

- [1] Tarjomannejad, A., Prediction of the Liquid-Vapor Pressure Using the Artificial Neural Network-Group Contribution Method. *Iranian Journal of Chemistry and Chemical Engineering (IJCCE)*, **34**(4): 97-111 (2015).
- [2] Mirshahvalad, H., et al., A Neural Network QSPR Model for Accurate Prediction of Flash Point of Pure Hydrocarbons. *Molecular Informatics*, **38**(4): 1800094 (2019).
- [3] Alibakhshi A., Mirshahvalad H., Alibakhshi S., A Modified Group Contribution Method for Accurate Prediction of Flash Points of Pure Organic Compounds, *Industrial & Engineering Chemistry Research.*, **54**: 11230-5 (2015).
- [4] Alibakhshi, A., Mirshahvalad H., Alibakhshi S., Investigating the Mechanism of Effect of Carbon Nanotubes on Flame Spread Over Liquid Fuels, *Fire Technology*, **51**(4): 759-770 (2015).
- [5] Degroote E., Control Parameters of Flame Spreading in a Fuel Container, *Journal of Thermal Analysis and Calorimetry*, **87**: 149-151 (2007).
- [6] Tashtoush G., Saito K., Cremers C., Gritzo L., Study of Flame Spread over JP8 Using 2-D Holographic Interferometry, *Journal of Fire Sciences.*, **16**: 437-457 (1998).
- [7] Hshieh T.T., Hshieh F.-Y., Closed-Cup Flash Points and Flammability Properties of Selected Chemical Compounds, *Journal of Fire Sciences*, **23**: 157-71 (2005).
- [8] Akbarzade K., Danaee I., Nyquist Plots Prediction Using Neural Networks in Corrosion Inhibition of Steel by Schiff Base, *Iranian Journal of Chemistry and Chemical Engineering (IJCCE)*, **37**(3): 135-143 (2018).
- [9] Raquel Guiné, Christophe Gonçalves, Susana Matos, Fernando Gonçalves, Daniela V.T.A Costa, Mateus Mendes, Modeling Through Artificial Neural Networks of the Phenolic Compounds and Antioxidant Activity of Blueberries, *Iranian Journal of Chemistry and Chemical Engineering (IJCCE)*, **37**(2): 193-212 (2018).
- [10] Daryasafar A., Shahbazi K., Prediction Of Dynamic Viscosity of N-Alkanes at High Pressures Using a Rigorous Approach, *Petroleum Science and Technology*, **36**: 333-337 (2018).
- [11] Pan B., Zhu Y., Wang C., Su S., A Process Neural Network Model for Calculation of Heavy Oil Viscosity in High Water Cut Stage, *Petroleum Science and Technology*, **36**: 313-318 (2018).
- [12] Fernanda M. de Oliveira, Luciene S. de Carvalho, Leonardo S. G. Teixeira, Cristiano H. Fontes, Kássio M. G. Lima, Anne B. F. Câmara, Heloíse O. M. Araújo, Rafael V. Sales, Predicting Cetane Index, Flash Point, and Content Sulfur of Diesel-Biodiesel Blend Using an Artificial Neural Network Model. *Energy & Fuels.*, **31**: 3913-20 (2017).
- [13] Alqaheem S.S., Riazi M.-R., Flash Points of Hydrocarbons and Petroleum Products: Prediction and Evaluation of Methods, *Energy & Fuels.*, **31**: 3578-84 (2017).
- [14] Albahri TA. MNLR and ANN Structural Group Contribution Methods For Predicting the Flash Point Temperature of Pure Compounds in the Transportation Fuels Range, *Process Safety and Environmental Protection.*, **93**: 182-191 (2015).
- [15] Lazzús J.A., Prediction of Flash Point Temperature of Organic Compounds Using a Hybrid Method of Group Contribution+ Neural Network+ Particle Swarm Optimization, *Chinese Journal of Chemical Engineering*, **18**: 817-823 (2010).
- [16] Pan Y., Jiang J., Wang Z., Prediction of the Flash Points of Alkanes by Group Bond Contribution Method Using Artificial Neural Networks, *Frontiers of Chemical Engineering in China*, **1**: 390-4 (2007).

- [17] Alibakhshi A., Mirshahvalad H., Alibakhshi S., Prediction of Flash Points of Pure Organic Compounds: Evaluation of the DIPPR Database, *Process Safety and Environmental Protection*, **105**: 127-133 (2017).
- [18] Carroll F.A., Lin C.-Y., Quina F.H., Improved Prediction of Hydrocarbon Flash Points From Boiling Point Data, *Energy & Fuels*, **24**: 4854-6 (2010).
- [19] Serat F.Z., Benkouider A.M., Yahiaoui A., Bagui F., Nonlinear Group Contribution Model for the Prediction of Flash Points Using Normal Boiling Points, *Fluid Phase Equilibria*. (2017).
- [20] Cardoso S., Gomes J., Borges L., Hollauer E., Predictive QSPR Analysis of Corrosion Inhibitors for Super 13% Cr Steel in Hydrochloric Acid, *Brazilian Journal of Chemical Engineering*, **24**: 547-59 (2007).
- [21] Diego SaldanaMiranda, Laurie Starck, Pascal Mougin, Bernard Rousseau, Ludivine Pidol, Nicolas Jeuland, Benoit Creton, Flash Point and Cetane Number Predictions for Fuel Compounds Using Quantitative Structure-Property Relationship (QSPR) Methods, *Energy & Fuels*, **25**: 3900-8 (2011).
- [22] Katritzky A.R., Stoyanova-Slavova I.B., Dobchev D.A., Karelson M., QSPR Modeling of Flash Points: an Update, *Journal of Molecular Graphics And Modelling*, **26**: 529-36 (2007).
- [23] Pan Y., Jiang J., Wang Z., Quantitative Structure-Property Relationship Studies for Predicting Flash Points of Alkanes Using Group Bond Contribution Method with Back-Propagation Neural Network. *Journal of Hazardous Materials*, **147**: 424-430 (2007).
- [24] Tetteh J., Suzuki T., Metcalfe E., Howells S., Quantitative Structure-Property Relationships for the Estimation of Boiling Point and Flash Point Using a Radial Basis Function Neural Network. *Journal of Chemical Information and Computer Sciences*, **39**: 491-507 (1999).
- [25] Alibakhshi A., Enthalpy of Vaporization, Its Temperature Dependence and Correlation with Surface Tension: a Theoretical Approach, *Fluid Phase Equilibria*, **432**: 62-69 (2017).
- [26] Majhi A., Kukreti V., Sharma D., Sharma S., Sharma Y., Studies on Volatile Characteristics of Middle Distillates and Their Interdependency, *Petroleum Science and Technology*, **29**: 2397-2406 (2011).
- [27] Jones J.C., On The Flash Point of Benzoic Acid. *Journal of Fire Sciences*, **19**: 177-80 (2001).
- [28] Jones J., Reid Vapour Pressure as a Route to Calculating the Flash Points of Petroleum Fractions, *Journal of Fire Sciences*, **16**: 222-229 (1998).
- [29] Patil G., Estimation of Flash Point, *Fire and Materials*, **12**: 127-31 (1988).
- [30] Hshieh F.-Y. Note: Correlation of Closed-Cup Flash Points with Normal Boiling Points For Silicone and General Organic Compounds, *Fire and Materials*, **21**: 277-82 (1997).
- [31] Riazi M., Daubert T., Predicting Flash and Pour Points, *Hydrocarbon Processing*, **66**: 81-83 (1987).
- [32] Catoire L., Naudet V., A Unique Equation to Estimate Flash Points of Selected Pure Liquids Application to the Correction of Probably Erroneous Flash Point Values, *Journal of Physical and Chemical Reference Data*, **33**: 1083-111 (2004).
- [33] Gharagheizi F., Ilani-Kashkouli P., Farahani N., Mohammadi A.H., Gene Expression Programming Strategy for Estimation of Flash Point Temperature of Non-Electrolyte Organic Compounds, *Fluid Phase Equilibria*, **329**: 717-77 (2012).
- [34] Alibakshi A. Strategies to Develop Robust Neural Network Models: Prediction of Flash Point as a Case Study, *Analytica Chimica Acta*, **1026**: 69-76 (2018).
- [35] Demenay A., Glorian J., Paricaud P., Catoire L., Predictions of the Ideal Gas Properties of Refrigerant Molecules, *International Journal of Refrigeration*, **79**: 207-16 (2017).
- [36] Wilding W.V., Rowley R.L., Oscarson J.L., DIPPR® Project 801 Evaluated Process Design Data, *Fluid Phase Equilibria*, **150**: 413-420 (1998).
- [37] Rowley J.R., Rowley R.L., Wilding W.V., Prediction of Pure-Component Flash Points for Organic Compounds, *Fire and Materials*, **35**: 343-51 (2011).
- [38] Mathieu D. Inductive Modeling of Physico-Chemical Properties: Flash Point of Alkanes, *Journal of Hazardous Materials*, **179**: 1161-1164 (2010).
- [39] Keshavarz M.H., Ghanbarzadeh M., Simple Method for Reliable Predicting Flash Points of Unsaturated Hydrocarbons, *Journal of Hazardous Materials*, **193**: 335-341 (2011).
- [40] Mathieu D., Alaime T., Insight into the Contribution of Individual Functional Groups to the Flash Point of Organic Compounds, *Journal of Hazardous Materials*, **267**: 169-174 (2014).

- [41] Rowley J., Rowley R., Wilding W., [Estimation of the Flash Point of Pure Organic Chemicals from Structural Contributions](#), *Process Safety Progress* **29**: 353-358 (2010).
- [42] Hukkerikar A.S., Kalakul S., Sarup B., Young D.M., Sin Gr., Gani R., [Estimation of Environment-Related Properties of Chemicals for Design of Sustainable Processes: Development of Group-Contribution+ \(GC+\) Property Models and Uncertainty Analysis](#), *Journal of Chemical Information and Modeling*, **52**: 2823-2839 (2012).
- [43] Mathieu D., [Flash Points of Organosilicon Compounds: How Data for Alkanes Combined with Custom Additive Fragments Can Expedite the Development of Predictive Models](#), *Industrial & Engineering Chemistry Research*, **51**: 14309-14315 (2012).
- [44] Keshavarz M.H., Jafari M., Kamalvand M., Karami A., Keshavarz Z., Zamani A., Rajaei S., [A Simple and Reliable Method For Prediction of Flash Point of Alcohols Based on Their Elemental Composition and Structural Parameters](#), *Process Safety and Environmental Protection*, **102**: 1-8 (2016).
- [45] Khajeh A., Modarress H., [QSPR Prediction of Flash Point of Esters by Means of GFA and ANFIS](#), *Journal of Hazardous Materials*, **179**: 715-20 (2010).
- [46] Chen C.-C., Liaw H.-J., Tsai Y.-J., [Prediction of Flash Point of Organosilicon Compounds Using Quantitative Structure-Property Relationship Approach](#), *Industrial & Engineering Chemistry Research*, **49**: 12702-1278 (2010).
- [47] Katritzky A.R., Petrukhin R., Jain R., Karelson M., [QSPR Analysis of Flash Points](#). *Journal of Chemical Information and Computer Sciences*, **41**: 1521-1530 (2001).
- [48] Yazdizadeh M., Nourbakhsh H., Jafari Nasr M.R., [A Solution Model for Predicting Asphaltene Precipitation](#), *Iranian Journal of Chemistry and Chemical Engineering (IJCCE)*, **33**(1): 93-102 (2014).
- [49] Gopinath S., Devan P.K., [Optimization and Prediction of Reaction Parameters of Plastic Pyrolysis Oil Production Using Taguchi Method](#), *Iranian Journal of Chemistry and Chemical Engineering (IJCCE)*, **39**(2): 91-103 (2020).