

Microwave-assisted Synthesis of Acridine-1,8(2H,5H)-diones via a One-pot, Three Component Reaction

Poursattar Marjani, Ahmad⁺; Khalafy, Jabbar; Chitan, Mohyeddin;
Mahmoodi, Sahar*

Department of Organic Chemistry, Faculty of Chemistry, Urmia University, Urmia, I.R. IRAN

ABSTRACT: *A new and improved protocol for the synthesis, in good to excellent yields, of acridine-1,8(2H,5H)-diones is described, involving a one-pot, three component reaction of dimedone, arylglyoxals, and ammonium acetate in water under microwave irradiation.*

KEYWORDS: *Acridinediones; Ammonium acetate; Arylglyoxals; Dimedone; Microwave irradiation; One-pot multi-component reaction.*

INTRODUCTION

Acridinediones represent a class of heterocyclic compounds with a wide range of pharmacological and biological activities, such as antibacterial [1], antiviral [2], antimicrobial [3], anticancer [4,5], antitumor [6], antimalarial [7] and antifungal [8].

The synthesis of acridinedione derivatives via Multi-Component Reactions (MCRs) using aromatic aldehydes, active methylene compounds and ammonium acetate or aromatic amines in the presence of various catalysts under both microwave irradiation or refluxing conditions have been reported [9-12].

The Green One-pot Synthesis of Polyhydroacridine derivatives using Sulfonic Acid Functionalized Nanoporous Silica (SBA-Pr-SO₃H) has been reported [13]. We have previously reported the synthesis of various heterocyclic compounds using arylglyoxals and phenacylbromide derivatives as a valuable sources towards green chemistry [14-21].

Herein we report the synthesis of a series of new 9-aryloxy-3,3,6,6-tetramethyl-3,4,6,7,9,10-hexahydroacridine-1,8(2H,5H)-diones by a one-pot, three component reaction of dimedone, arylglyoxals and ammonium acetate in water under microwave irradiation.

EXPERIMENTAL SECTION

Melting points were measured on a Philip Harris C4954718 apparatus. ¹H and ¹³C NMR spectra were recorded on a Bruker Avance AQS 300MHz spectrometer at 300 and 75.5 MHz, respectively. Chemical shifts were measured in CDCl₃ as solvent relative to TMS as the internal standard. Infrared spectra were recorded on a Thermo-Nicolet Nexus 670 FT-IR instrument using KBr discs. Elemental analyses were performed by using a Leco Analyzer 932.

* To whom correspondence should be addressed.

+ E-mail: a.poursattar@gmail.com ; a.poursattar@urmia.ac.ir
1021-9986/2017/2/1-6 6/\$/5.60

General procedure for synthesis of 9-aryl-3,4,6,7,9,10-hexahydroacridine-1,8(2H,5H)-diones (4a-g)

Dimedone (2 mmol) was dissolved in water (20 mL) by heating and stirring at 100 °C. The arylglyoxal (1 mmol) was added to the solution and the reaction mixture was irradiated for 10 min at 200 W. The reaction mixture was cooled to room temperature and ammonium acetate (1 mmol) was added. The mixture was stirred at 100 °C for 3 h. The reaction mixture was cooled to room temperature and the precipitate was filtered and washed with water and recrystallized from aqueous ethanol (50%) to give the desired products in 81-90% yields.

9-Benzoyl- 3,3,6,6-tetramethyl- 3,4,6,7,9,10-hexahydroacridine-1,8(2H,5H)-dione (4a)

Yield 81%, White needles; mp 152-154 °C. ¹H NMR spectrum, δ (ppm): 11.37 (1H, br. s, exchanged with D₂O, NH), 7.67 (2H, d, *J* = 7.2 Hz, Ar), 7.45 (1H, t, *J* = 6.6 Hz, Ar), 7.35 (1H, t, *J* = 6.6 Hz, Ar), 5.48 (1H, s, CH), 2.30 (8H, s, 4×CH₂), 0.98 (12H, s, 4×CH₃); ¹³C NMR spectrum, δ (ppm): 196.86, 190.16, 137.29, 133.14, 129.27, 127.20, 113.86, 46.26, 40.54, 39.57, 38.62, 31.42; FT-IR spectrum (KBr), ν, cm⁻¹: 3429, 3061, 2950, 2876, 1679, 1584, 1448, 1375, 1288, 1157, 833, 696, 584, 511; Anal. Calcd for C₂₄H₂₇NO₃: C, 76.36; H, 7.21; N, 3.71; Found: C, 76.44; H, 7.09; N, 3.87%.

9-(4-Bromobenzoyl) -3,3,6,6- tetramethyl- 3,4,6,7,9,10-hexahydroacridine-1,8(2H,5H)-dione (4b)

Yield 90%, White needles, mp 157-159 °C. ¹H NMR spectrum, δ (ppm): 10.89 (1H, br. s, exchanged with D₂O, NH), 7.52 (2H, d, *J* = 7.8 Hz, Ar), 7.47 (2H, d, *J* = 7.5 Hz, Ar), 5.39 (1H, s, CH), 2.28 (8H, s, 4×CH₂), 0.97 (12H, s, 4×CH₃); ¹³C NMR spectrum, δ (ppm): 195.63, 190.17, 136.03, 132.56, 130.30, 128.24, 126.66, 113.43, 46.26, 39.74, 39.44, 31.49, 28.81; FT-IR spectrum (KBr), ν, cm⁻¹: 3363, 2955, 2872, 1694, 1595, 1462, 1374, 1283, 1249, 1220, 1004, 910, 842, 785, 580, 461; Anal. Calcd for C₂₄H₂₆BrNO₃: C, 63.16; H, 5.74; N, 3.07; Found: C, 63.24; H, 5.62; N, 3.19%.

9-(4-Chlorobenzoyl)- 3,3,6,6- tetramethyl- 3,4,6,7,9,10-hexahydroacridine-1,8(2H,5H)-dione (4c)

Yield 88%, White needles, mp 153-155 °C. ¹H NMR

spectrum, δ (ppm): 11.33 (1H, br. s, exchanged with D₂O, NH), 7.63 (2H, d, *J* = 8.4 Hz, Ar), 7.34 (2H, d, *J* = 8.4 Hz, Ar), 5.42 (1H, s, CH), 2.31 (8H, s, 4×CH₂), 1.00 (12H, s, 4×CH₃); ¹³C NMR spectrum, δ (ppm): 195.46, 190.20, 138.31, 135.58, 130.17, 129.56, 127.49, 113.49, 46.28, 39.73, 39.50, 38.59, 31.52; FT-IR spectrum (KBr), ν, cm⁻¹: 3365, 2956, 2873, 1694, 1595, 1452, 1375, 1284, 1250, 1221, 1167, 1144, 1087, 845, 788; Anal. Calcd for C₂₄H₂₆ClNO₃: C, 69.98; H, 6.36; N, 3.40. Found: C, 69.85; H, 6.44; N, 3.39%.

9-(4-Fluorobenzoyl)- 3,3,6,6- tetramethyl- 3,4,6,7,9,10-hexahydroacridine-1,8(2H,5H)-dione (4d)

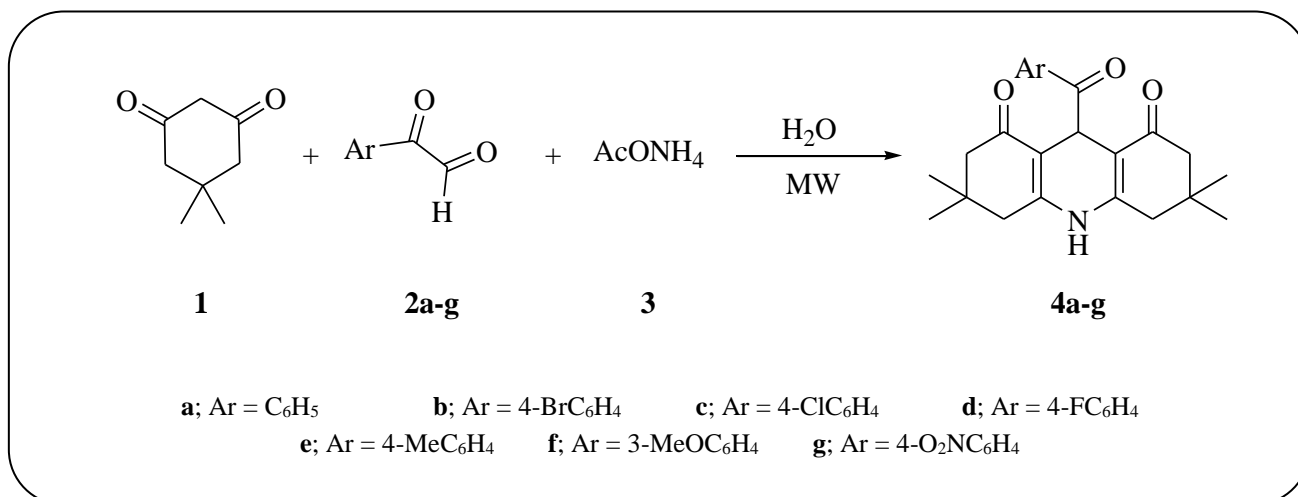
Yield 86%, White needles, mp 130-133 °C. ¹H NMR spectrum, δ (ppm): 11.20 (1H, br. s, exchanged with D₂O, NH), 7.70 (2H, br. d, *J* = 4.8 Hz, Ar), 7.69 (2H, br. t, *J* = 9.6 Hz, Ar), 5.44 (1H, s, CH), 2.30 (8H, s, 4×CH₂), 0.99 (12H, s, 4×CH₃); ¹³C NMR spectrum, δ (ppm): 195.14, 190.16, 133.47, 131.33, 129.43, 116.56, 114.37, 113.59, 46.28, 40.55, 39.43, 31.48, 31.45; FT-IR spectrum (KBr), ν, cm⁻¹: 3420, 3068, 2949, 2873, 1706, 1586, 1533, 1366, 1272, 1153, 830, 713; Anal. Calcd for C₂₄H₂₆FNO₃: C, 72.89; H, 6.63; N, 3.54. Found: C, 72.74; H, 6.77; N, 3.49%.

3,3,6,6-Tetramethyl- 9-(4-methylbenzoyl)- 3,4,6,7,9,10-hexahydroacridine-1,8(2H,5H)-dione (4e)

Yield 87%, White needles, mp 143-145 °C. ¹H NMR spectrum, δ (ppm): 11.30 (1H, br. s, exchanged with D₂O, NH), 7.58 (2H, d, *J* = 8.1 Hz, Ar), 7.14 (2H, d, *J* = 7.8 Hz, Ar), 5.45 (1H, s, CH), 2.34 (3H, s, CH₃), 2.29 (8H, s, 4×CH₂), 0.99 (12H, s, 4×CH₃); ¹³C NMR spectrum, δ (ppm): 196.26, 190.02, 142.74, 134.47, 129.80, 128.89, 127.13, 113.82, 46.31, 40.51, 39.40, 38.47, 31.47, 28.85; FT-IR spectrum (KBr), ν, cm⁻¹: 3420, 3061, 2956, 2872, 2722, 1691, 1597, 1450, 1376, 1282, 1153, 1121, 1047, 842, 771, 575; Anal. Calcd for C₂₅H₂₉NO₃: C, 76.70; H, 7.47; N, 3.58. Found: C, 76.63; H, 7.56; N, 3.68%.

9-(3-Methoxybenzoyl)- 3,3,6,6-tetramethyl- 3,4,6,7,9,10-hexahydroacridine-1,8(2H,5H)-dione (4f)

Yield 84%, White needles, mp 111-113 °C. ¹H NMR spectrum, δ (ppm): 10.95 (1H, br. s, exchanged with D₂O, NH), 7.18-7.26 (3H, m, Ar), 6.99 (1H, br. d, *J* = 6.3 Hz, Ar), 5.45 (1H, s, CH), 3.81 (3H, s, OCH₃), 2.30 (8H, s,



Scheme 1: Synthesis of acridinedione derivatives 4a-g.

4×CH₂), 0.99 (12H, s, 4×CH₃); ¹³C NMR spectrum, δ (ppm): 195.48, 190.11, 159.45, 138.42, 130.10, 128.02, 121.19, 117.99, 113.72, 111.47, 111.43; FT-IR spectrum (KBr), ν, cm⁻¹: 3420, 3072, 2953, 2885, 2626, 1672, 1593, 1385, 1289, 1157, 1034, 832, 763; Anal. Calcd for C₂₅H₂₉NO₄: C, 73.69; H, 7.17; N, 3.44. Found: C, 73.76; H, 7.08; N, 3.51%.

3,3,6,6-Tetramethyl-9-(4-nitrobenzoyl)-3,4,6,7,9,10-hexahydroacridine-1,8(2H,5H)-dione (4g)

Yield 83%, White needles, mp 175-177 °C. ¹H NMR spectrum, δ (ppm): 11.20 (1H, br. s, exchanged with D₂O, NH), 8.22 (2H, d, J = 8.4 Hz, Ar), 7.81 (2H, d, J = 8.7 Hz, Ar), 5.45 (1H, s, CH), 2.30 (8H, s, 4×CH₂), 0.97 (12H, s, 4×CH₃); ¹³C NMR spectrum, δ (ppm): 195.39, 190.44, 142.78, 129.87, 127.74, 124.45, 122.34, 112.99, 46.21, 41.07, 39.97, 39.06, 31.52; FT-IR spectrum (KBr), ν, cm⁻¹: 3420, 3068, 2949, 2873, 1706, 1586, 1533, 1366, 1272, 1153, 830, 713; Anal. Calcd for C₂₄H₂₆N₂O₅: C, 68.23; H, 6.20; N, 6.63. Found: C, 68.37; H, 6.12; N, 6.77%.

RESULTS AND DISCUSSION

In attempting to apply our previously reported reaction [22], of 1,3-cyclohexanedione, arylglyoxals and ammonium acetate in refluxing ethanol to 5,5-dimethyl-1,3-dione (dimedone), arylglyoxals and ammonium acetate, we failed to observe any reaction. However, we found that dimedone (**1**) did react with arylglyoxals **2a-g** and ammonium acetate (**3**) in water under microwave

irradiation to give the corresponding acridine-1,8(2H,5H)-diones **4a-g** by a one-pot, three component reaction in good to excellent yields as shown in Scheme 1.

The yields and melting point of products **4a-g** are shown in Table 1.

The structure of all products **4a-g** were confirmed by their FT-IR, ¹H-NMR, ¹³C-NMR spectral data and their elemental analyses. The ¹H and ¹³C-NMR spectra of were measured in CDCl₃, showing broad singlets for NH at δ 10.89-11.37 ppm, which were exchanged by D₂O addition. The CH of the dihydropyridine ring appears as singlets at δ 5.39-5.48 ppm and C-9 in the ¹³C-NMR spectrum resonates at δ 112.99-113.86 ppm, confirming the keto structure **4**, rather than the enolic tautomer, at least in this solvent.

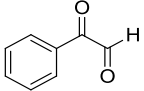
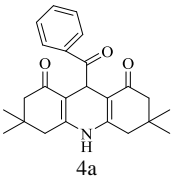
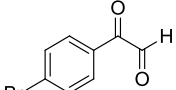
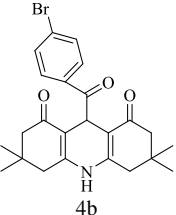
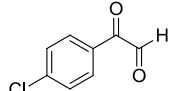
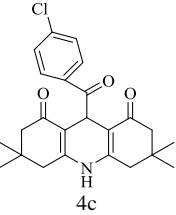
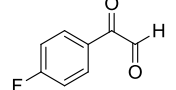
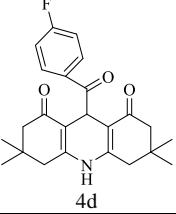
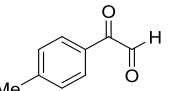
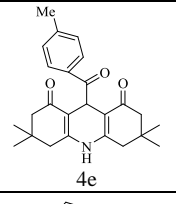
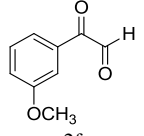
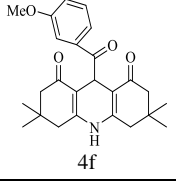
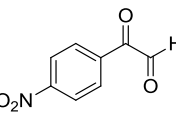
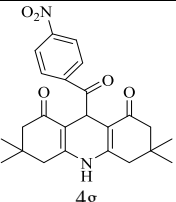
CONCLUSIONS

In conclusion, we report a simple environmentally benign method for the synthesis of acridine-1,8(2H,5H)-dione derivatives by the one-pot, three component reaction of arylglyoxals with dimedone and ammonium acetate under microwave irradiation. The milder reaction conditions, availability of starting materials, short reaction times, high yields and clean product formation are the most important advantages of this procedure, which may be used in synthesis of other heterocyclic compounds.

Acknowledgments

The authors gratefully acknowledge the financial assistance from Urmia University.

Table 1: The yields and melting points of compounds 4a-g.

Entry	Arylglyoxals 2a-g	Product 4a-g	Yield (%)	Mp (°C)
1	 2a	 4a	81	152-154
2	 2b	 4b	90	157-159
3	 2c	 4c	88	153-155
4	 2d	 4d	86	130-133
5	 2e	 4e	87	143-145
6	 2f	 4f	84	111-113
7	 2g	 4g	83	175-177

Received : Mar. 13, 2016 ; Accepted : June 13, 2016

REFERENCES

- [1] Nadaraj V., Thamarai Selvi S., Mohan S., Microwave-induced Synthesis and Anti-microbial Activities of 7,10,11,12-Tetrahydrobenzo[*c*]acridin-8(9*H*)-one Derivatives, *Eur. J. Med. Chem.*, **44**: 976-980 (2009).
- [2] El-Sabbagh O.I., Rady H.M., Synthesis of New Acridines and Hydrazones Derived From Cyclic Beta-Diketone for Cytotoxic and Antiviral Evaluation, *Eur. J. Med. Chem.*, **44**: 3680-3686 (2009).
- [3] Nalini V., Girija R., Synthesis, Characterization and Biological Studies of 9-Aryl Substituted Acridinedione Derivatives By Hantzsch Condensation, *Int. J. Curr. Res.*, **5**(10): 3076-3081 (2013).
- [4] Pitta M.G.R., Souza E.S., Barros F.W.A., Filho M.O.M., Pessoa O., Hernandez M.Z., Lima M.D.C.A.D., Galdino S.L., Pitta I.D.R., Synthesis and in Vitro Anticancer Activity of Novel Thiazacridine Derivatives, *Med. Chem. Res.*, **22**: 2421-2429 (2013).
- [5] Rethy B., Hotmann H.J., Minorics R., Varga A., Ocsowski I., Molnar J., Juhasz K., Falkay G., Zupko I., Antitumour Properties of Acridone Alkaloids on a Murine Lymphoma Cell Line, *Anticancer Res.*, **28**: 2737-2743 (2008).
- [6] Alvala M., Bhatnagar S., Ravi A., Jeankumar V.U., Manjashetty T.H., Yogeewari P., Sriram D., Novel Acridinedione Derivatives: Design, Synthesis, SIRT1 Enzyme and Tumor Cell Growth Inhibition Studies, *Bioorg. Med. Chem. Lett.*, **22**: 3256-3260 (2012).
- [7] Kidwai M., Bhatnagar D., Ceric Ammonium Nitrate (CAN) Catalyzed Synthesis of *N*-substituted Decahydroacridine-1,8-diones in PEG, *Tetrahedron Lett.*, **51**: 2700-2703 (2010).
- [8] Srivastava A., Nizamuddin A., Synthesis and Fungicidal Activity of Some Acridine Derivatives, *Indian J. Heterocycl. Chem.*, **13**: 261-264 (2004).
- [9] Kaya M., Yildirir Y., Çelik G.Y., Synthesis and Antimicrobial Activities of Novel Bisacridine-1,8-dione Derivatives, *Med. Chem. Res.*, **20**: 293-299 (2011).
- [10] Xia J.J., Zhang K.H., Synthesis of *N*-substituted Acridinediones and Polyhydroquinoline Derivatives in Refluxing Water, *Molecules.*, **17**: 5339-5345 (2012).
- [11] Kaya M., Basar E., Cakir E., Tunca E., Bülbül M., Synthesis and Characterization of Novel Dioxoacridine Sulfonamide Derivatives as New Carbonic Anhydrase Inhibitors, *J. Enzyme Inhib. Med. Chem.*, **27**: 509-514 (2012).
- [12] Wan Y., Zhang X.X., Wang C., Zhao L.L., Chen L.F., Liu G.X., Huang S.Y., Yue S.N., Zhang W.L., Wu H., The First Example of Glucose-containing Brønsted acid Synthesis and Catalysis: Efficient Synthesis of Tetrahydrobenzo[*a*]xanthenes and tetrahydrobenzo[*a*]acridines in Water, *Tetrahedron.*, **69**: 3947-3950 (2013).
- [13] Mohammadi Ziarani G., Mousavi S., Lashgari N., Badiei, A., Shakiba M., Application of Sulfonic Acid Functionalized Nanoporous Silica (SBA-Pr-SO₃H) in the Green One-pot Synthesis of Polyhydroacridine Libraries, *Iran. J. Chem. Chem. Eng.*, (*IJCCE*), **32**(4): 9-16 (2013).
- [14] Khalafy J., Parsa Habashi B., Poursattar Marjani A., Najafi Moghadam P., The Synthesis of 2-Arylquinoxaline Derivatives, *Curr. Chem. Lett.*, **1**(3): 139-146 (2012).
- [15] Khalafy J., Poursattar Marjani A., Haghypour M., Regioselective Synthesis of 3-Arylpyrido[2,3-*b*]pyrazines by Reaction of Arylglyoxals with 2,3-Diaminopyridine, *Curr. Chem. Lett.*, **2**(1): 21-26 (2013).
- [16] Khalafy J., Etivand N., Dilmaghani S., Ezzati M.; Poursattar Marjani, A., A Convenient and Mild Synthesis of New 2-Aryl-3-hydroxy-6,7-dihydro-1*H*-indol-4(5*H*)-ones via a One-pot, Three-component Reaction in Water, *Tetrahedron Lett.*, **55**: 3781-3783 (2014).
- [17] Khalafy J., Poursattar Marjani A., Salami F., A Novel Synthesis of New 2-Aryl-6-(arylamino)-1*H*-imidazo[1,2-*b*]pyrazole-7-carbonitrile Derivatives, *Tetrahedron Lett.*, **55**: 6671-6674 (2014).
- [18] Khalafy J., Ezzati M., Rimaz M., Poursattar Marjani A., Yaghoobnejad Asl H., An Efficient and Facile Regioselective Synthesis of New Substituted (*E*)-1-(3-aryl-7,8-dihydrocinnoline-5(6*H*)-ylidene)hydrazines and (1*E*,2*E*)-1,2-bis(3-aryl-7,8-dihydrocinnoline-5(6*H*)-ylidene)hydrazines, *J. Iran. Chem. Soc.*, **11**(4): 1067-1074 (2014).

- [19] Khalafy J., Farajzadeh S., Poursattar Marjani A., Yaghoobnejad Asl H., [Single Crystal X-ray Structure of 3-Amino-5-\(4-chlorophenyl\)pyridazine-4-carbonitrile](#), *Curr. Chem. Lett.*, **3**(1): 1-6 (2014).
- [20] Khalafy J., Badparvar F., Poursattar Marjani A., [Synthesis of 1-Aryl-6,6-Dimethyl-2-Phenyl-6,7-Dihydro-1H-Indol-4\(5H\)-ones by Two Steps, In a Three-Component Reaction](#), *J. Chil. Chem. Soc.*, **61**(3): 3112-3115 (2016).
- [21] Poursattar Marjani A., Khalafy J., Rostampoor A., [The Synthesis of New Benzo\[h\]thieno\[2,3-b\]quinoline-9-yl\(aryl\)methanone Derivatives](#), *J. Heterocycl. Chem.*, **51**(1): 648-652 (2017).
- [22] Poursattar Marjani A., Khalafy J., Mahmoodi S., [A Simple One-pot Synthesis of New 9-aryloxy-3,4,6,7,9,10-hexahydro-1,8\(2H,5H\)-acridinediones](#), *Arkivoc.*, **iii**: 262-270 (2016).