

An Efficient Synthesis of 4*H*-chromene Derivatives by a One-pot, Three-component Reaction

Poursattar Marjani, Ahmad⁺; Ebrahimi Saatluo, Bahman; Nouri, Fariba*

Department of Organic Chemistry, Faculty of Chemistry, Urmia University, Urmia, I.R. IRAN

ABSTRACT: *A facile and efficient one-pot, multicomponent synthesis of 4*H*-chromenes is reported, through the reaction of arylglyoxal monohydrates with 1,3-diketones and malononitrile in ethanol in the presence of *L*-proline as a catalyst.*

KEYWORDS: *Arylglyoxal monohydrates; One-pot reaction; 4*H*-chromenes; *L*-proline.*

INTRODUCTION

The synthesis of various heterocyclic compounds via Multicomponent Reactions (MCRs) is gaining importance in medicinal and organic chemistry. Heterocyclic compounds containing 4*H*-chromene rings are an important class of oxygen heterocyclic that display a broad spectrum of interesting biological activities such as anti-bacterial [1, 2], anti-cancer [3, 4], anti-coagulant [5], anti-anaphylactic [6], anti-proliferative [7], and anti-tumor [8] properties. In particular, 2-amino-4*H*-chromenes containing a nitrile or ester function at the 3-position are of interest because of their proapoptotic activity against various tumors [9-11].

The synthesis of 4*H*-chromene derivatives via a three-component Hantzsch reaction of cyclic 1,3-diketones, aryl aldehydes, and malononitrile has been performed under various reaction conditions. A variety of reagents, such as CBSA [12], TFE [13], DABCO [14], PhB(OH)₂ [15], nano-ZnO [16], and the use of microwave irradiation [17], infrared irradiation [18], amino-functionalized ionic liquids [19] were found to catalyze this reaction. The one-pot, three-component synthesis of pyrano[*c*]chromene

derivatives using sulfonic acid functionalized silica (SiO₂-Pr-SO₃H) as a catalyst and iron ore pellet as a natural catalyst has been reported [20, 21].

While these methods have achieved good results, they are limited by high cost, high reaction temperatures, low yields, use of toxic solvents and the requirement of special apparatus.

In continuation of our interest in the development of highly expedient procedures for the synthesis of heterocyclic compounds [22-33], we now wish to report a rapid and environmentally benign protocol for the synthesis of some new 2-amino-4-aryloxy-5-oxo-5,6,7,8-tetrahydro-4*H*-chromene-3-carbonitrile derivatives by the multicomponent condensation reaction of arylglyoxal monohydrates and 1,3-diketones such as dimedone or 1,3-cyclohexandione using *L*-proline as catalyst in ethanol under reflux conditions, in high yields.

EXPERIMENTAL SECTION

Melting points were measured on a Philip Harris C4954718 apparatus and are uncorrected. Infrared spectra

* To whom correspondence should be addressed.

+ E-mail: a.poursattar@gmail.com ; a.poursattar@urmia.ac.ir

1021-9986/2018/1/149-157

9/\$/5.09

DOI:

were recorded on a Thermo Nicolet Nexus 670 FT-IR instrument using KBr discs. ^1H and ^{13}C NMR spectra were recorded on a Bruker Avance AQS 300 MHz spectrometer at 300 and 75.5 MHz, respectively. Chemical shifts were measured in $\text{DMSO-}d_6$ as solvent relative to TMS as the internal standard. Elemental analyses were performed by using a Leco Analyzer 932. The progress of the reaction was monitored by thin layer chromatography (TLC) on Merck's silica plates.

General procedure for synthesis of 2-amino-4-aryoyl-5-oxo-5,6,7,8-tetrahydro-4H-chromene-3-carbonitriles derivatives 4a-h:

A mixture of arylglyoxal (1 mmol), 1,3-diketone (1 mmol) and malononitrile (1.1 mmol) in the presence of *L*-proline (0.2 mmol) in EtOH (5 mL) was heated under reflux for the appropriate time (Table 2). After completion of the reaction, as indicated by TLC, the mixture was cooled to room temperature and the precipitate was separated by filtration. The pure product was obtained by recrystallized from EtOH, in 86-92% yields.

2-Amino-4-(4-chlorobenzoyl)-5-oxo-5,6,7,8-tetrahydro-4H-chromene-3-carbonitrile (4a)

Grey crystals, mp 176-178 °C. FT-IR (ν_{max} , cm^{-1}): 3336, 3201, 2941, 2191, 1669, 1596, 1474, 1367, 845, 604. ^1H NMR (300 MHz, $\text{DMSO-}d_6$) δ (ppm): 1.95-2.00 (m, 2H, CH_2), 2.28-2.32 (m, 2H, CH_2), 2.49-2.60 (m, 2H, CH_2), 4.98 (s, 1H, CH), 7.27 (br. s, 2H, exchanged with D_2O , NH_2), 7.62 (d, $J = 8.4$ Hz, 2H, ArH), 8.07 (d, $J = 8.4$ Hz, 2H, ArH). ^{13}C NMR (75.5 MHz, $\text{DMSO-}d_6$) δ (ppm): 20.44, 26.67, 36.14, 36.46, 52.28, 112.11, 119.51, 129.34, 131.20, 135.01, 139.07, 196.61, 198.30. Anal. Calcd for $\text{C}_{17}\text{H}_{13}\text{ClN}_2\text{O}_3$: C, 62.11; H, 3.99; N, 8.52; Found: C, 62.29; H, 3.72; N, 8.63%.

2-Amino-4-(4-chlorobenzoyl)-7,7-dimethyl-5-oxo-5,6,7,8-tetrahydro-4H-chromene-3-carbonitrile (4b)

Brown crystals, mp 181-183 °C. FT-IR (ν_{max} , cm^{-1}): 3388, 3330, 2951, 2192, 1665, 1590, 1372, 1216, 845, 552. ^1H NMR (300 MHz, $\text{DMSO-}d_6$) δ (ppm): 1.05 (s, 6H, $2 \times \text{CH}_3$), 2.11 (d, 1H, $J = 15.9$ Hz, CH), 2.34 (d, 1H, $J = 15.9$ Hz, CH), 2.40 (d, 1H, $J = 14.2$ Hz, CH), 2.53 (d, 1H, $J = 18.2$ Hz, CH), 4.99 (s, 1H, CH), 7.20 (br. s, 2H,

exchanged with D_2O , NH_2), 7.63 (d, 2H, $J = 7.8$ Hz, ArH), 8.08 (d, 2H, $J = 7.8$ Hz, ArH). ^{13}C NMR (75.5 MHz, $\text{DMSO-}d_6$) δ (ppm): 26.80, 29.07, 32.90, 36.29, 49.91, 52.27, 110.94, 119.51, 129.35, 131.27, 139.11, 160.45, 164.50, 196.56, 198.23. Anal. Calcd for $\text{C}_{19}\text{H}_{17}\text{ClN}_2\text{O}_3$: C, 63.96; H, 4.80; N, 7.85; Found: C, 63.77; H, 4.93; N, 7.78%.

2-Amino-4-(4-fluorobenzoyl)-5-oxo-5,6,7,8-tetrahydro-4H-chromene-3-carbonitrile (4c)

Pink crystals, mp 169-171 °C. FT-IR (ν_{max} , cm^{-1}): 3438, 3320, 2941, 2191, 1669, 1595, 1218, 848, 600. ^1H NMR (300 MHz, $\text{DMSO-}d_6$) δ (ppm): 1.87-2.05 (m, 2H, CH_2), 2.22-2.39 (m, 2H, CH_2), 2.52-2.65 (m, 2H, CH_2), 4.98 (s, 1H, CH), 7.25 (br. s, 2H, exchanged with D_2O , NH_2), 7.41-7.35 (m, 2H, ArH), 8.11-8.13 (m, 2H, ArH). ^{13}C NMR (75.5 MHz, $\text{DMSO-}d_6$) δ (ppm): 20.44, 26.67, 36.16, 36.34, 52.37, 112.16, 116.09, 116.38, 119.53, 132.44, 132.99, 160.31, 166.10, 196.60, 197.79. Anal. Calcd for $\text{C}_{17}\text{H}_{13}\text{FN}_2\text{O}_3$: C, 65.38; H, 4.20; N, 8.97; Found: C, 65.49; H, 4.02; N, 9.04%.

2-Amino-4-(4-fluorobenzoyl)-7,7-dimethyl-5-oxo-5,6,7,8-tetrahydro-4H-chromene-3-carbonitrile (4d)

White crystals, mp 184-186 °C. FT-IR (ν_{max} , cm^{-1}): 3396, 3318, 2956, 2194, 1665, 1596, 1373, 1221, 1154, 848, 608. ^1H NMR (300 MHz, $\text{DMSO-}d_6$) δ (ppm): 1.05 (s, 6H, $2 \times \text{CH}_3$), 2.11 (d, 1H, $J = 15.9$ Hz, CH), 2.33 (d, 1H, $J = 15.9$ Hz, CH), 2.46 (d, 1H, $J = 17.4$ Hz, CH), 2.61 (d, 1H, $J = 17.4$ Hz, CH), 4.99 (s, 1H, CH), 7.26 (br. s, 2H, exchanged with D_2O , NH_2), 7.46 (d, 2H, $J = 8.4$ Hz, ArH), 8.20 (d, 2H, $J = 8.4$ Hz, ArH). ^{13}C NMR (75.5 MHz, $\text{DMSO-}d_6$) δ (ppm): 26.77, 29.09, 32.90, 36.20, 49.93, 52.38, 111.00, 116.11, 119.55, 132.52, 132.89, 132.92, 160.46, 164.47, 196.55, 197.72. Anal. Calcd for $\text{C}_{19}\text{H}_{17}\text{FN}_2\text{O}_3$: C, 67.05; H, 5.03; N, 8.23; Found: C, 67.32; H, 4.88; N, 8.04%.

2-Amino-4-(4-methylbenzoyl)-5-oxo-5,6,7,8-tetrahydro-4H-chromene-3-carbonitrile (4e)

Orange crystals, mp 216-218 °C. FT-IR (ν_{max} , cm^{-1}): 3365, 3317, 3190, 2942, 2190, 1669, 1604, 1367, 1205, 840, 541. ^1H NMR (300 MHz, $\text{DMSO-}d_6$) δ (ppm): 1.87-2.05 (m, 2H, CH_2), 2.22-2.34 (m, 2H, CH_2), 2.39 (s, 3H CH_3), 2.55-2.65 (m, 2H, CH_2), 4.95 (s, 1H, CH), 7.22 (br. s, 2H, exchanged with D_2O , NH_2), 7.35 (d, 2H,

$J = 7.2$ Hz, ArH), 7.94 (d, 2H, $J = 7.2$ Hz, ArH). ^{13}C NMR (75.5 MHz, DMSO- d_6) δ (ppm): 20.45, 21.66, 26.69, 36.14, 36.21, 52.66, 112.32, 119.58, 129.48, 129.72, 133.67, 144.50, 160.34, 166.04, 196.54, 198.46. Anal. Calcd for $\text{C}_{20}\text{H}_{20}\text{N}_2\text{O}_3$: C, 71.41; H, 5.99; N, 8.33; Found: C, 71.23; H, 6.08; N, 8.21%.

2-Amino-7,7-dimethyl-4-(4-methylbenzoyl)-5-oxo-5,6,7,8-tetrahydro-4H-chromene-3-carbonitrile (4f).

White crystals, mp 177-179 °C. FT-IR (ν_{max} , cm^{-1}): 3389, 3325, 3199, 2954, 2191, 1667, 1603, 1372, 1221, 1033, 846, 562. ^1H NMR (300 MHz, DMSO- d_6) δ (ppm): 1.05 (s, 6H, $2 \times \text{CH}_3$), 2.09 (d, 1H, $J = 16.2$ Hz, CH), 2.33 (d, 1H, $J = 16.2$ Hz, CH), 2.39 (s, 3H, CH_3), 2.45 (d, 1H, $J = 17.4$ Hz, CH), 2.60 (d, 1H, $J = 17.4$ Hz, CH), 4.95 (s, 1H, CH), 7.23 (br. s, 2H, exchanged with D_2O , NH_2), 7.35 (d, 2H, $J = 7.8$ Hz, ArH), 7.95 (d, 2H, $J = 7.8$ Hz, ArH). ^{13}C NMR (75.5 MHz, DMSO- d_6) δ (ppm): 21.66, 26.78, 29.13, 32.89, 35.98, 49.98, 52.66, 111.16, 119.60, 129.56, 129.73, 133.56, 144.54, 160.48, 164.41, 196.50, 198.38. Anal. Calcd for $\text{C}_{18}\text{H}_{16}\text{N}_2\text{O}_3$: C, 70.12; H, 5.23; N, 9.09; Found: C, 70.22; H, 5.01; N, 9.11%.

2-Amino-4-(4-methoxybenzoyl)-5-oxo-5,6,7,8-tetrahydro-4H-chromene-3-carbonitrile (4g)

Pink crystals, mp 210-212 °C. FT-IR (ν_{max} , cm^{-1}): 3428, 334, 3189, 2945, 2193, 1669, 1599, 1512, 1372, 1253, 1175, 1019, 842, 603. ^1H NMR (300 MHz, DMSO- d_6) δ (ppm): 1.94-1.97 (m, 2H, CH_2), 2.25-2.33 (m, 2H, CH_2), 2.55-2.64 (m, 2H, CH_2), 3.86 (s, 3H, OCH_3), 4.93 (s, 1H, CH), 7.06 (d, 2H, $J = 8.4$ Hz, ArH), 7.17 (br. s, 2H, exchanged with D_2O , NH_2), 8.03 (d, 2H, $J = 8.4$ Hz, ArH). ^{13}C NMR (75.5 MHz, DMSO- d_6) δ (ppm): 20.45, 26.72, 35.99, 36.25, 52.94, 56.03, 112.39, 114.38, 119.60, 129.02, 131.75, 160.35, 163.93, 165.99, 196.50, 197.25. Anal. Calcd for $\text{C}_{20}\text{H}_{20}\text{N}_2\text{O}_4$: C, 68.17; H, 5.72; N, 7.95; Found: C, 68.27; H, 5.69; N, 8.04%.

2-Amino-4-(4-methoxybenzoyl)-7,7-dimethyl-5-oxo-5,6,7,8-tetrahydro-4H-chromene-3-carbonitrile (4h)

White crystals, mp 141-143 °C. FT-IR (ν_{max} , cm^{-1}): 3437, 3336, 3197, 2953, 2190, 1664, 1595, 1370, 1228, 1170, 1029, 820, 597. ^1H NMR (300 MHz, DMSO- d_6) δ (ppm): 1.06 (s, 6H, $2 \times \text{CH}_3$), 2.10 (d, 1H, $J = 16.5$ Hz, CH), 2.32 (d, 1H, $J = 16.5$ Hz, CH), 2.46 (d, 1H, $J = 17.7$ Hz, CH), 2.60 (d, 1H, $J = 17.7$ Hz, CH), 3.83 (s, 3H, OCH_3),

4.95 (s, 1H, CH), 7.07 (d, 2H, $J = 8.7$ Hz, ArH), 7.21 (br. s, 2H, exchanged with D_2O , NH_2), 8.05 (d, 2H, $J = 8.7$ Hz, ArH). ^{13}C NMR (75.5 MHz, DMSO- d_6) δ (ppm): 26.78, 29.13, 32.87, 35.73, 50.02, 52.85, 56.03, 111.2, 114.37, 119.65, 128.87, 131.85, 160.47, 163.87, 164.38, 196.49, 197.18. Anal. Calcd for $\text{C}_{18}\text{H}_{16}\text{N}_2\text{O}_4$: C, 66.66; H, 4.97; N, 8.64; Found: C, 66.75; H, 4.76; N, 8.70%.

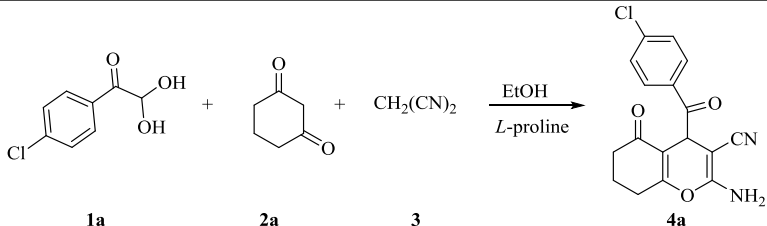
RESULT AND DISCUSSION

2-Amino-4-aryloxy-5-oxo-5,6,7,8-tetrahydro-4H-chromene-3-carbonitriles **4a-h** may be synthesized by the one-pot, three-component reaction of arylglyoxal monohydrates **1a-d**, 1,3-diketones such as 1,3-cyclohexanedione (**2a**) or dimedone (**2b**), and malononitrile (**3**) under a variety of different conditions (Scheme 1). We initially evaluated the yield and rate of reaction by using several catalysts such as Et_3N , piperidine, CuFe_2O_4 , HCl, NH_4Cl , $(\text{NH}_4)_2\text{HPO}_4$, $\text{NH}_4\text{H}_2\text{PO}_4$, *p*-TSA, Na_2CO_3 , NaHCO_3 , Glycine, and *L*-proline. Finally, the effects of solvent and temperature for this reaction have been evaluated, and are summarized in Table 1.

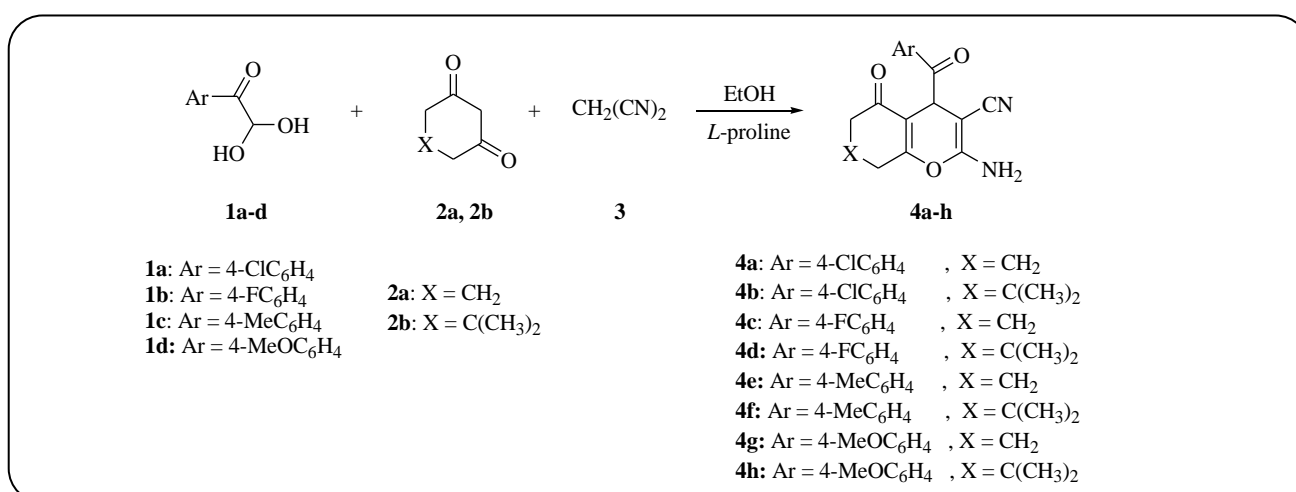
For the optimization of this reaction under several catalytic conditions, we used Lewis bases as catalyst under RT and reflux conditions to give the desired products in 32-45% yields (Table 1, Entry 1-5). Using Lewis acids as catalyst caused the yield increasing to 48% (Table 1, Entry 6, 7). When we used the catalytic amount of HCl, there was not significant in the reaction yields (Table 1, Entry 8). Repeating reaction in the presence of acidic salts such as NH_4Cl , $(\text{NH}_4)_2\text{HPO}_4$, $\text{NH}_4\text{H}_2\text{PO}_4$ as catalysts the highest yield was 52% (Table 1, Entry 9-12). Using *p*-TSA as an organocatalyst the yield of the reaction was 46% (Table 1, Entry 13). Using basic salts such as Na_2CO_3 , NaHCO_3 under reflux conditions did not increase the yield of reaction (Table 1, Entry 14, 15). Finally, using amino acid Glycine and *L*-proline in EtOH, H_2O and aqueous EtOH gave the corresponding products in high yield (67-86%) as shown in Table 1. (Entry 16-18). According to the results mentioned in Table 1. The amino acids were found to be the best catalysts and EtOH was the best solvent system for this reaction. The list of products along with reaction times and yields are summarized in Table 2.

A possible mechanism for this reaction is proposed in Scheme 2. In this procedure, *L*-proline plays a crucial role in accelerating the reaction. Dehydration of arylglyoxal

Table 1: Optimizing the reaction condition for the synthesis of compound 4a.

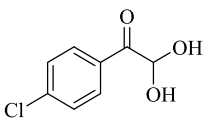
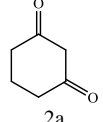
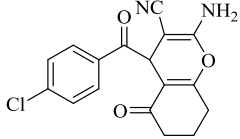
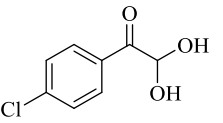
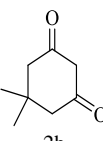
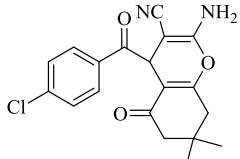
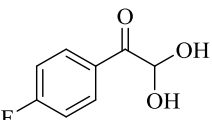
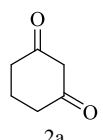
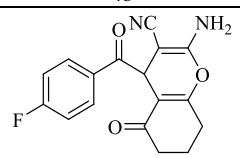
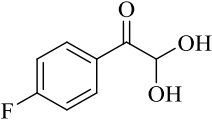
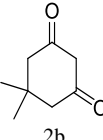
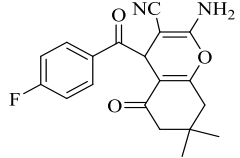
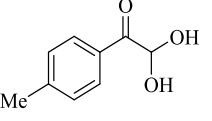
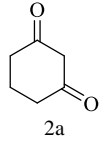
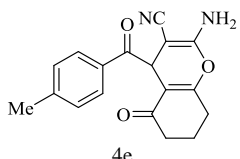
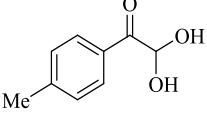
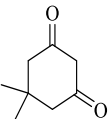
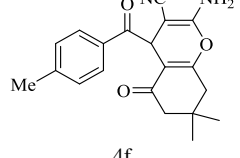
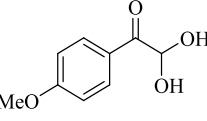
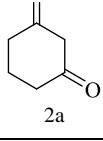
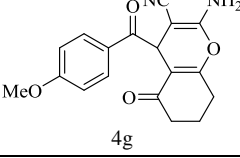
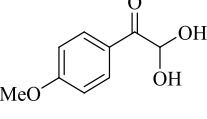
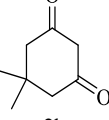
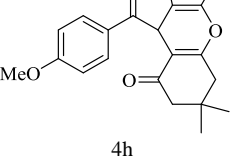


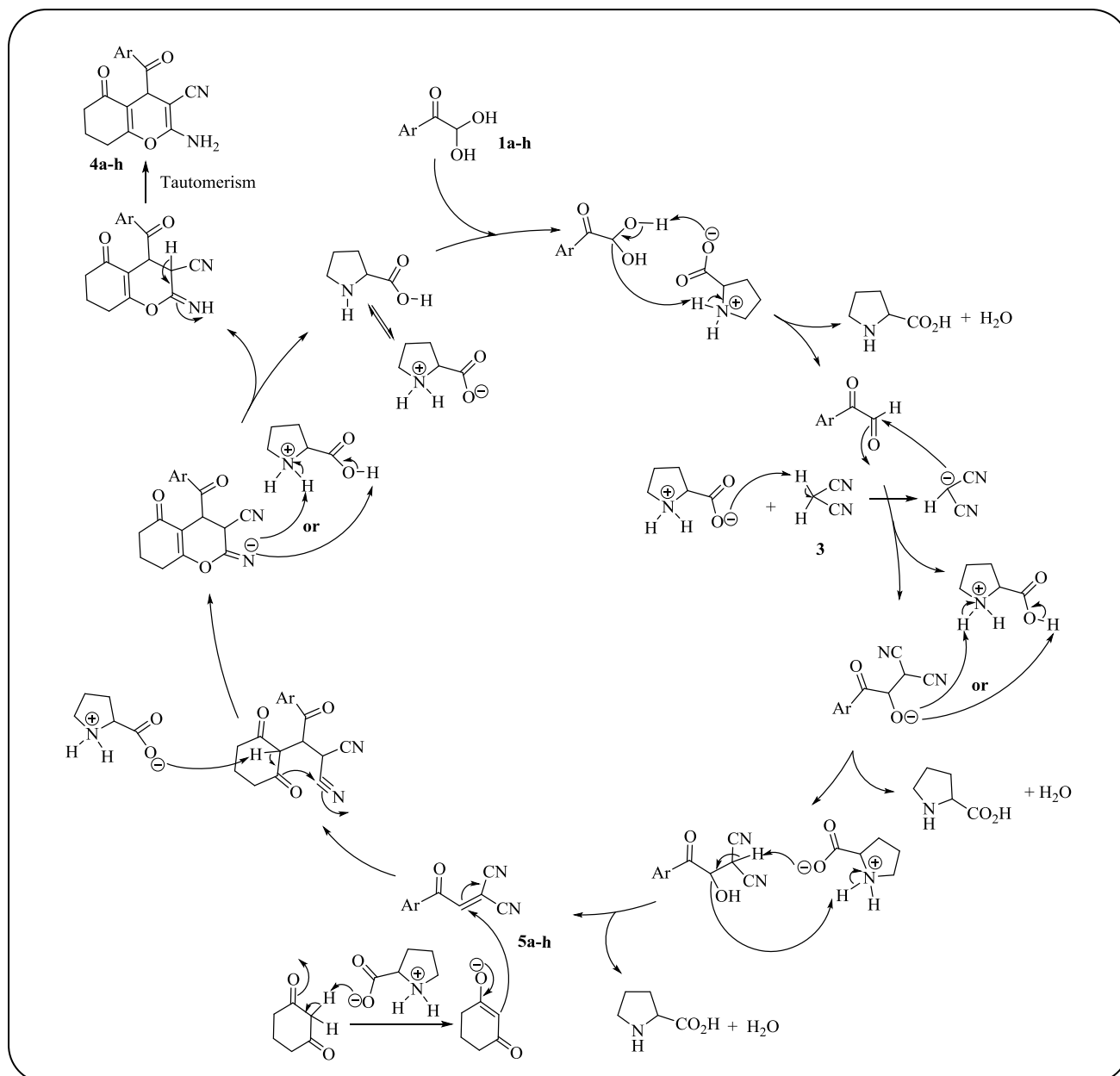
Entry	Solvent	Catalyst (20% mmol)	Condition	Time (h)	Yield (%)
1	EtOH	Et ₃ N	RT	12	32
2	EtOH	Et ₃ N	Reflux	12	32
3	EtOH	Et ₃ N	RT/Reflux	7/5	35
4	EtOH	Piperidine	RT	12	43
5	EtOH	Piperidine	RT/Reflux	8/4	45
6	EtOH	CuFe ₂ O ₄	Reflux	12	48
7	EtOH, H ₂ O	CuFe ₂ O ₄	Reflux	12	40
8	CH ₃ COOH	HCl	Reflux	12	40
9	EtOH, H ₂ O	NH ₄ Cl	RT/Reflux	9/3	48
10	EtOH, H ₂ O	(NH ₄) ₂ HPO ₄	RT/Reflux	8/4	52
11	CH ₃ CN	(NH ₄) ₂ HPO ₄	Reflux	12	47
12	CHCl ₃	NH ₄ H ₂ PO ₄	Reflux	12	47
13	EtOH, H ₂ O	<i>p</i> -TSA	Reflux	12	46
14	EtOH	Na ₂ CO ₃	Reflux	12	22
15	CH ₃ CN	NaHCO ₃	Reflux	12	34
16	EtOH	<i>L</i> -proline	Reflux	2	86
17	EtOH, H ₂ O	<i>L</i> -proline	Reflux	6	67
18	EtOH	Glycine	Reflux	8	77



Scheme 1: Synthesis of 4H-chromene derivatives 4a-h.

Table 2: Formation of compounds 4a-h using L-proline in ethanol.

Entry	Substrate		Product	Time (Min)	Yield (%)
1				120	86
2				75	89
3				95	92
4				76	91
5				120	87
6				115	90
7				150	89
8				130	91



Scheme 2: Proposed mechanism of the reaction.

hydrates **1a-h** in presence of *L*-proline gave the corresponding arylglyoxal, which was reacted with malononitrile (**3**) to give the corresponding cyanoolefines **5a-h** by subsequent dehydration of addition product. The reaction of 1,3-diketones **2a, 2b** with cyanoolefines **5a-h** in presence of *L*-proline gave the desired products **4a-h** after tautomerization.

All the products were characterized by FT-IR, $^1\text{H-NMR}$, and $^{13}\text{C-NMR}$ spectroscopy and CHN microanalysis. The structure of compound **4a** showed

FT-IR absorption for NH_2 at 3336 and 3201 cm^{-1} and 2191 cm^{-1} for the cyano group.

CONCLUSIONS

In conclusion, we have described an easy and efficient procedure for the synthesis of 2-amino-4-aryl-5-oxo-5,6,7,8-tetrahydro-4*H*-chromene-3-carbonitriles with optical activity, using a one-pot, multicomponent reaction. Our method has several advantages including high yield, mild conditions, and simple workup.

Acknowledgments

The authors gratefully acknowledge the financial assistance from Urmia University.

Received: Mar. 24, 2017; Accepted: Jul. 10, 2017

REFERENCES

- [1] Kumar D., Reddy V.B., Sharad S., Kapur S., **A Facile One-pot Green Synthesis and Antibacterial Activity of 2-Amino-4H-pyrans and 2-Amino-5-oxo-5,6,7,8-tetrahydro-4H-chromenes**, *Eur. J. Med. Chem.*, **44**: 3805-3809 (2009).
- [2] El-Saghier A.M.M., Naili M.B., Rammash B.K., Saleh N.A., Kredan K.M., **Synthesis and Antibacterial Activity of Some New Fused Chromenes**, *ARKIVOC.*, **xvi**: 83-91 (2007).
- [3] Gourdeau H., Leblond L., Hamelin B., Desputeau C., Dong K., Kianicka I., Custeau D., Bourdeau C., Geerts L., Cai S.X., Drewe J., Labrecque D., Kasibhatla S., Tseng B., **Antivascular and Antitumor Evaluation of 2-Amino-4-(3-bromo-4,5-dimethoxyphenyl)-3-cyano-4H-chromenes, a Novel Series of Anticancer Agents**, *Mol. Cancer Ther.*, **3**: 1365-1373 (2004).
- [4] Hammam A.E.F.G., Abd El-Salam O.I., Mohamed A.M., Hafez N.A., **Novel Fluoro Substituted Benzo[b]pyran with Anti-lung Cancer Activity**, *Indian J. Chem. Sect. B Org. Chem. Incl. Med. Chem.*, **44**: 1887-1893 (2005).
- [5] Rehse K., Schinkel W., **Anticoagulant 3-Aralkyl-4-hydroxy-2-pyrone**, *Arch. Pharm.*, **316**: 988-994 (1983).
- [6] a) Lazzeri Adreani L., Lapi E., **On Some New Esters of Coumarin-3-carboxylic Acid with Balsamic and Bronchodilator Action**, *Boll. Chim. Farm.*, **99**: 583-586 (1960).
(b) Martínez-Grau A., Marco J., **Friedländer Reaction on 2-Amino-3-cyano-4H-pyrans: Synthesis of Derivatives of 4H-pyran[2,3-b]quinoline, new Tacrine Analogues**, *Bioorg. Med. Chem. Lett.*, **7**: 3165-3170 (1997); (c) Kumar D., Reddy V.B., Sharad S., Dube U., Kapur S., **A Facile One-pot Green Synthesis and Antibacterial Activity of 2-Amino-4H-pyrans and 2-Amino-5-oxo-5,6,7,8-tetrahydro-4H-chromenes**, *Eur. J. Med. Chem.*, **44**: 3805-3809 (2009).
- [7] Fatima I., Saxena R., Kharkwal G., Hussain M.K., Yadav N., Hajela K., Sankhwar P.L., Wivedi A.D., **The Anti-proliferative Effect of 2-[Piperidinoethoxyphenyl]-3-[4-hydroxyphenyl]-2H-benzo(b)pyran is Potentiated via Induction of Estrogen Receptor beta and p21 in Human Endometrial Adenocarcinoma Cells**, *J. Steroid Biochem Mol. Biol.*, **138**: 123-131 (2013).
- [8] Wang J.L., Liu D., Zhang Z.J., Shan S., Han X., Srinivasula S.M., Croce C.M., Alnemri E.S., Huang Z., **Structure-based Discovery of an Organic Compound that Binds Bcl-2 Protein and Induces Apoptosis of Tumor Cells**, *Proc. Natl. Acad. Sci. USA.*, **97**: 7124-7129 (2000).
- [9] Doshi J.M., Tian D., Xing C., **Structure-Activity Relationship Studies of Ethyl 2-Amino-6-bromo-4-(1-cyano-2-ethoxy-2-oxoethyl)-4H-chromene-3-carboxylate (HA 14-1), an Antagonist for Antiapoptotic Bcl-2 Proteins To Overcome Drug Resistance in Cancer**, *J. Med. Chem. Soc.*, **49**: 7731-7739 (2006).
- [10] Das S.G., Doshi J.M., Tian D., Addo S.N., Srinivasan B., Hermanson D.L., Xing C., **Structure-Activity Relationship and Molecular Mechanisms of Ethyl 2-Amino-4-(2-ethoxy-2-oxoethyl)-6-phenyl-4H-chromene-3-carboxylate (sHA 14-1) and Its Analogues**, *J. Med. Chem. Soc.*, **52**: 5937-5949 (2009).
- [11] Kemnitzer W., Jiang S., Wang Y., Kasibhatla S., Crogan-Grundy C., Bubenik M., Labrecque D., Denis R., Lamothe S., Attardo G., Gourdeau H., Tseng B., Drewe J., Cai S.X., **Discovery of 4-Aryl-4H-chromenes as a New Series of Apoptosis Inducers Using a Cell- and Caspase-based HTS Assay. Part 5: Modifications of the 2- and 3-Positions**, *Bioorg. Med. Chem. Lett.*, **18**: 603-607 (2008).
- [12] Moghaddas M.; Davoodnia A., **Atom-economy Click Synthesis of Tetrahydrobenzo[b]pyrans using Carbon-based Solid Acid as a Novel, Highly Efficient and Reusable Heterogeneous Catalyst**, *Res Chem Intermed.*, **41**: 4373-4386 (2015).
- [13] Khaksar S., Rouhollahpour A., Mohammadzadeh Talesh S., **A Facile and Efficient Synthesis of 2-Amino-3-cyano-4H-chromenes and Tetrahydrobenzo[b]pyrans Using 2,2,2-Trifluoroethanol as a Metal-free and Reusable Medium**, *J. Fluorine Chem.*, **141**: 11-15 (2012).

- [14] Tahmassebi D., Bryson J.A., Binz S.I., 1,4-Diazabicyclo[2.2.2]octane as an Efficient Catalyst for a Clean, One-Pot Synthesis of Tetrahydrobenzo[b]pyran Derivatives via Multicomponent Reaction in Aqueous Media, *Synth Commun.*, **41**: 2701-2711 (2011).
- [15] Nemouchi S., Boulcina R., Carboni B., Debache A., Phenylboronic Acid as an Efficient and Convenient Catalyst for a Three-component Synthesis of Tetrahydrobenzo[b]pyrans, *C. R. Chim.*, **15**: 394-397 (2012).
- [16] Bhattacharyya P., Pradhan K., Paul S., Das A.R., Nano Crystalline ZnO Catalyzed One pot Multicomponent Reaction for an Easy Access of Fully Decorated 4H-pyran Scaffolds and its Rearrangement to 2-Pyridone Nucleus in Aqueous Media, *Tetrahedron Lett.*, **53**: 4687-4691 (2012).
- [17] Tu S.J., Gao Y., Guo C., Shi D., Lu, Z., A Convenient Synthesis of 2-Amino-5,6,7,8-tetrahydro-5-oxo-4-aryl-7,7-dimethyl-4H-benzo-[b]-pyran-3-carbonitrile under Microwave Irradiation, *Synth Commun.*, **32**: 2137-2141 (2002).
- [18] Sá nchez A., Hernández F., César Cruz P., Alcaraz Y., Tamariz J., Delgado F., Vázquez M.A., Infrared Irradiation-Assisted Multicomponent Synthesis of 2-Amino-3-cyano-4H-pyran Derivatives, *J. Mex. Chem. Soc.*, **56**: 121-127 (2012).
- [19] Penjg Y., Song G., Amino-functionalized Ionic Liquid as Catalytically Active Solvent for Microwave-assisted Synthesis of 4H-pyrans, *Catal Commun.*, **8**: 111-114 (2007).
- [20] Mohammadi Ziarani Ghodsi., Badiei A., Azizi M., Zarabadi P., Synthesis of 3,4-Dihydropyrano[c]Chromene Derivatives Using Sulfonic Acid Functionalized Silica (SiO₂PrSO₃H), *Iran J. Chem. Chem. Eng. (IJCCE)*, **30**(2): 59-65 (2011).
- [21] Sheikhsosseini E., Sattaei Mokhtari T., Faryabi M., Rafiepour A. Soltaninejad S., Iron Ore Pellet, A Natural and Reusable Catalyst for Synthesis of Pyrano[2,3-d]pyrimidine and Dihydropyrano [c]chromene Derivatives in Aqueous Media, *Iran J. Chem. Chem. Eng. (IJCCE)*, **35**(1): 43-50 (2016).
- [22] Khalafy J., Etivand N., Dilmaghani S., Ezzati M.; Poursattar Marjani, A., A Convenient and Mild Synthesis of New 2-Aryl-3-hydroxy-6,7-dihydro-1H-indol-4(5H)-ones via a One-pot, Three-component Reaction in Water, *Tetrahedron Lett.*, **55**: 3781-3783 (2014).
- [23] Khalafy J., Poursattar Marjani A., Salami F., A Novel Synthesis of New 2-Aryl-6-(arylamino)-1H-imidazo[1,2-b]pyrazole-7-carbonitrile Derivatives, *Tetrahedron Lett.*, **55**: 6671-6674 (2014).
- [24] Khalafy J., Ezzati M., Rimaz M., Poursattar Marjani A., Yaghoobnejad Asl H., An Efficient and Facile Regioselective Synthesis of New Substituted (E)-1-(3-aryl-7,8-dihydrocinnoline-5(6H)-ylidene)hydrazines and (1E,2E)-1,2-bis(3-aryl-7,8-dihydrocinnoline-5(6H)-ylidene)hydrazines, *J. Iran. Chem. Soc.*, **11**(4): 1067-1074 (2014).
- [25] Poursattar Marjani A., Parsa Habashi B., Rahchamani H., Khalafy J., Dadrass A.R., Yaghoobnejad Asl H., Synthesis of Quinoxalinophenazine Derivatives and Reaction of 3,12-Dimethylbenzo[a]quinoxalino[2,3-c]phenazine with Mercury(II) Bromide: Spectral and Structural Characterization, *Chinese J. Struct. Chem.*, **33**: 1460-1466 (2014).
- [26] Poursattar Marjani A., Khalafy J., Salami F., Ezzati M., The Synthesis of New Pyrazolo[1,5-a]pyrimidine Derivatives, *ARKIVOC.*, v: 277-286 (2015).
- [27] Poursattar Marjani A., Khalafy J., Salami F., Mohammadlou M., Tin(II) Chloride Catalyzed Synthesis of New Pyrazolo[5,4-b]quinolines under Solvent-Free Conditions, *Synthesis.*, **47**: 1656-1660 (2015).
- [28] Khalafy J., Mohammadlou M., Mahmoody M., Salami F., Poursattar Marjani A., Facile Synthesis of New 10-Substituted-5H-naphtho[1,2-e][1,2,4]triazolo[3,4-b][1,3,4]thiadiazin-5-ones, *Tetrahedron Lett.*, **56**: 1528-1530 (2015).
- [29] Poursattar Marjani A., Khalafy J., Mahmoodi S., A Simple One-pot Synthesis of New 9-Aroyl-3,4,6,7,9,10-hexahydro-1,8(2H,5H)-acridinediones, *ARKIVOC.*, **iii**: 262-270 (2016).
- [30] Khalafy J., Badparvar F., Poursattar Marjani A., Synthesis of 1-Aryl-6,6-dimethyl-2-phenyl-6,7-dihydro-1H-indol-4(5H)-ones by two Steps, in a Three-component Reaction, *J. Chil. Chem. Soc.*, **61**(3): 3112-3115 (2016).
- [31] Poursattar Marjani A., Khalafy J., Rostampoor A., The Synthesis of New Benzo[h]thieno[2,3-b]quinoline-9-yl(aryl)methanone Derivatives, *J. Heterocycl. Chem.*, **54**(1): 648-652 (2017).

- [32] Poursattar Marjani A., Khalafy J., Chitan M., Mahmoodi S., [Microwave-assisted Synthesis of Acridine-1,8\(2H,5H\)-diones via a One-pot, Three Component Reaction](#), *Iran J. Chem. Chem. Eng. (IJCCE)*, **36**(2): 1-6 (2017).
- [33] Poursattar Marjani A., Khalafy J., Haghi A., [An Efficient Route for the Synthesis of 11-Aroyldiindeno\[1,2-b:2',1'-e\]pyridine -10,12-diones](#), *J. Heterocycl. Chem.*, **54**(6): 3294-3298 (2017).